



HEALTH

LIVABILITY GOAL:

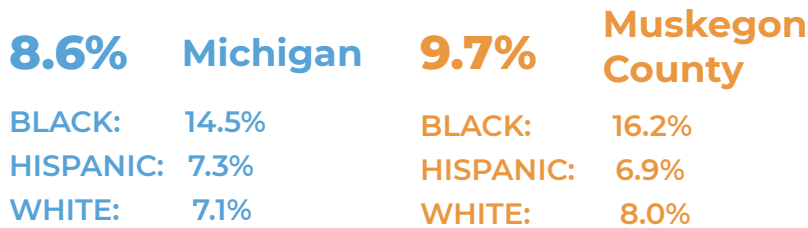
Residents are experiencing holistic health & wellbeing

KEY METRICS: PHYSICAL ACTIVITY ♦ PRENATAL CARE ♦ BIRTH WEIGHT ♦ LIFE EXPECTANCY

LOW BIRTH WEIGHT

% of live births with low birth weight (< 2,500 grams)

Source: University of Wisconsin Population Health Institute, County Health Rankings. 2014-2020.



BIRTHS WITH LESS THAN ADEQUATE PRENATAL CARE

Measured by the month care began, number of prenatal visits, and length of pregnancy



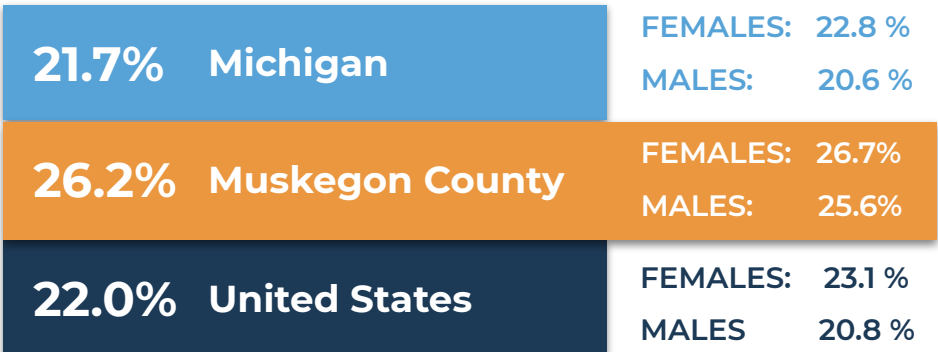
Source: Michigan Department of Health and Human Services, Division for Vital Records & Health Statistics, reported in Kids Count, 2020.

PHYSICAL INACTIVITY

% of adults who self-report no leisure time for physical activity




Centers for Disease Control & Prevention, Ntl Center for Chronic Disease Prevention & Health Promotion, 2019



LIFE EXPECTANCY

Average number of years a person can be expected to live

Source: www.countyhealthrankings.org (Files: 2018-20)



Education



Safety & Security



Economics



Social Connection



Health

Muskegon **CHIR**

LIVABILITY LAB